



WACKER

WACKER CHEMIE AG – 2ND QUARTER 2008 – CALL NOTE

Dr. Rudolf Staudigl (CEO), Dr. Joachim Rauhut (CFO)
July 31, 2008

CREATING TOMORROW'S SOLUTIONS

DISCLAIMER

The information contained in this presentation is for background purposes only and is subject to amendment, revision and updating. Certain statements contained in this presentation may be statements of future expectations and other forward-looking statements that are based on management's current views and assumptions and involve known and unknown risks and uncertainties. In addition to statements which are forward-looking by reason of context, including without limitation, statements referring to risk limitations, operational profitability, financial strength, performance targets, profitable growth opportunities, and risk adequate pricing, as well as the words "may, will, should, expects, plans, intends, anticipates, believes, estimates, predicts, or continue", "potential, future, or further", and similar expressions identify forward-looking statements. By their nature, forward-looking statements involve a number of risks, uncertainties and assumptions which could cause actual results or events to differ materially from those expressed or implied by the forward-looking statements. These include, among other factors, changing business or other market conditions and the prospects for growth anticipated by Wacker Chemie AG's management. These and other factors could adversely affect the outcome and financial effects of the plans and events described herein. Statements contained in this presentation regarding past trends or activities should not be taken as a representation that such trends or activities will continue in the future. Wacker Chemie AG does not undertake any obligation to update or revise any statements contained in this presentation, whether as a result of new information, future events or otherwise. In particular, you should not place undue reliance on forward-looking statements, which speak only as of the date of this presentation.

Q2 RESULTS - ANOTHER RECORD QUARTER FOR WACKER

WACKER €m	Q2 2008	Q2 2007	Change in %
Sales	1,123.0	959.0	+17
EBITDA	317.9	260.8	+22
<i>EBITDA margin</i>	28.3%	27.2%	+4
EBIT	224.9	178.2	+26
<i>EBIT margin</i>	20.0%	18.6%	+8
Net Income	152.8	130.0	+18
EPS in €	3.08	2.62	+18

GROUP SALES UP 17% - POLYSILICON ALMOST DOUBLED

Sales in €m	Q2 2008	Q2 2007	Change in %
CHEMICALS	649.5	548.9	+18
- WACKER SILICONES	380.6	353.6	+8
- WACKER POLYMERS	244.6*	167.7	+46
- WACKER FINE CHEMICALS	24.3	27.6	-12
WACKER POLYSILICON	194.2	97.9	+98
Siltronic	351.7	370.9	-5
Others	66.8	60.0	+11
Consolidation	-139.2	-118.7	+17
WACKER	1,123.0	959.0	+17

*Includes €72m from VAE acquisition

GROUP EBITDA MARGIN AT 28.3% - POLYSILICON ABOVE 50%

EBITDA in €m	Q2 2008	Q2 2007	Change in %
CHEMICALS	101.1	106.3	-5
- WACKER SILICONES	60.5	68.0	-11
- WACKER POLYMERS	37.3	34.5	+8
- WACKER FINE CHEMICALS	3.3	3.8	-13
WACKER POLYSILICON	104.8	34.8	+>100
Siltronic	112.0	122.8	-9
Others	3.3	-4.1	n.a.
Consolidation	-3.3	1.0	n.a.
WACKER	317.9	260.8	+22

SILTRONIC SAMSUNG WAFER PTE LTD, SINGAPORE: PRODUCTION STARTED – INAUGURATION 19TH JUNE 2008



Official opening ceremony

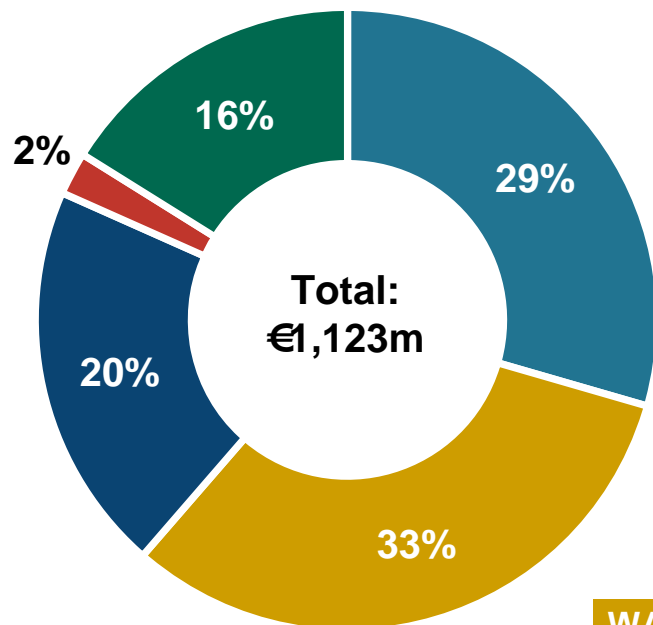


South west side view on fab building SSW

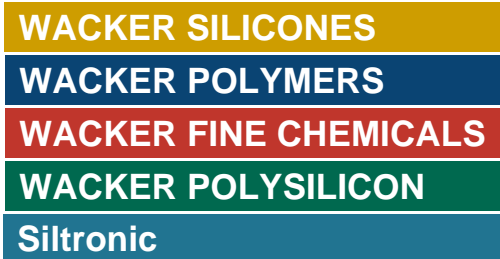
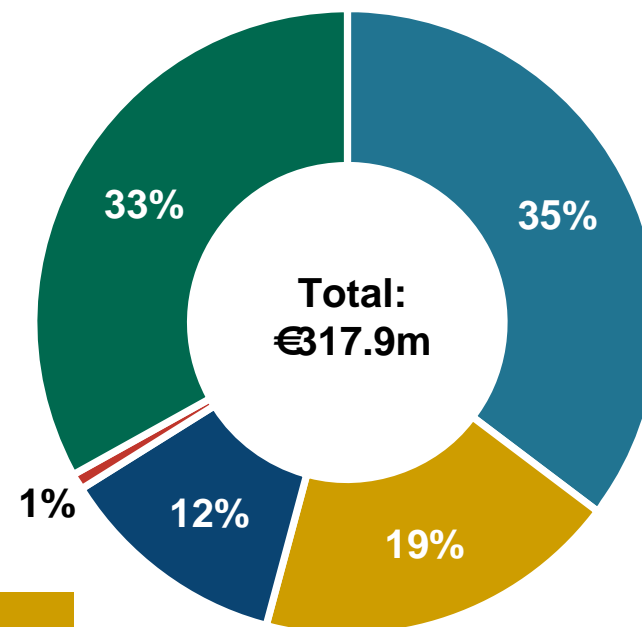
- Target capacity: 300.000 wafers/month (21.000 m² / months = ~3 football fields)
- Full ramp planned for 2010
- Investment US\$1 billion
- 800 employees
- Only 18 months of construction

PERFORMANCE DRIVERS POLYSILICON AND SILTRONIC

Q2 2008 Sales (€m)*



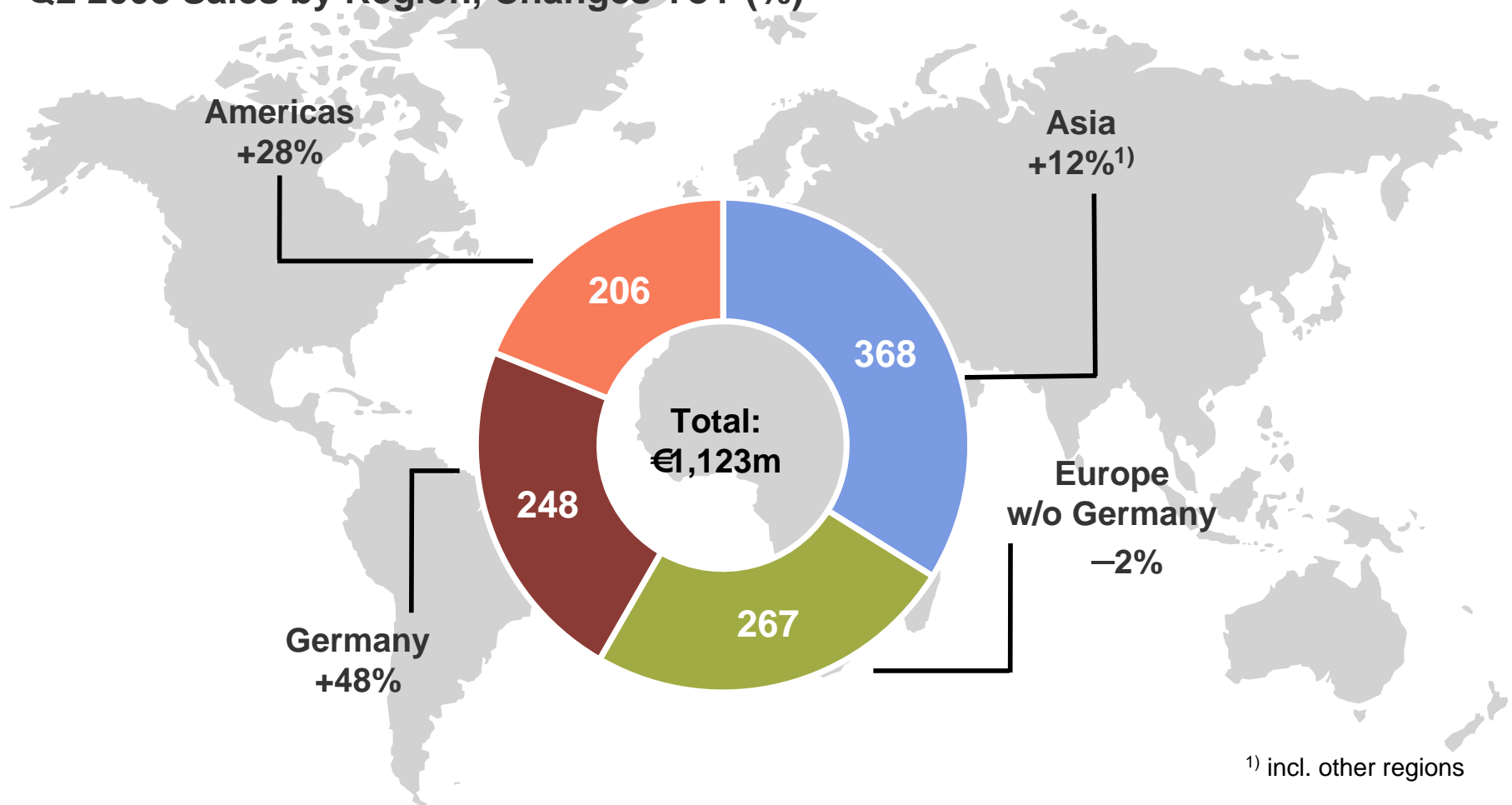
Q2 2008 EBITDA (€m)



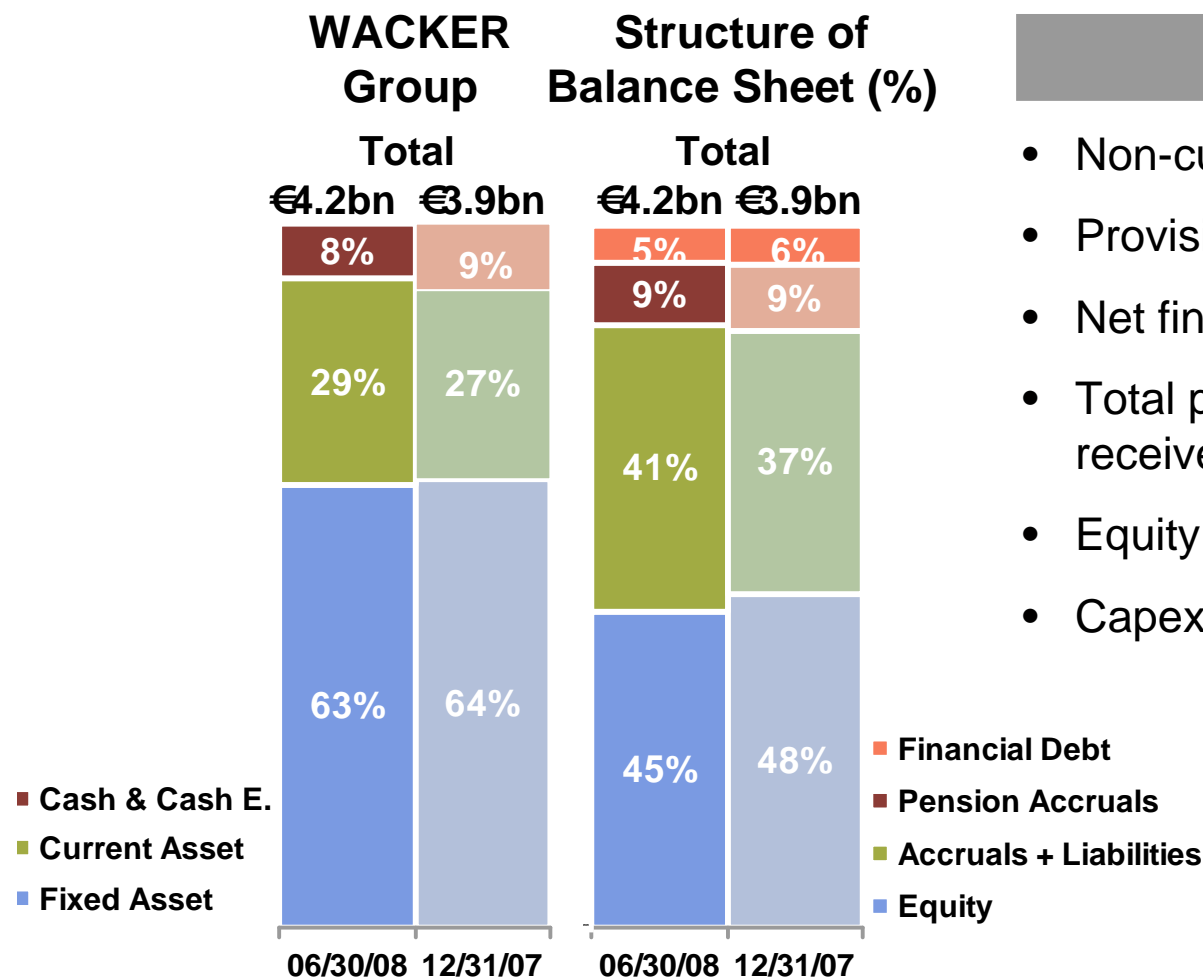
* % based on external sales

VAE ACQUISITION GROWS AMERICAS AND GERMANY, STRONG ORGANIC GROWTH IN ASIA

Q2 2008 Sales by Region, Changes YoY (%)



SOLID FOUNDATION FOR GROWTH



Characteristics

- Non-current assets: €2,658m
- Provisions for pensions: €379m
- Net financial debt: €-102m
- Total prepayments Polysilicon received (06/30/08): €748m
- Equity: €1,906m
- Capex in Q2: €181.4m

KEY MESSAGE FOR 2008 – WE CONFIRM OUR GUIDANCE

WACKER GROUP

Sales growth clearly above 10 per cent
EBITDA increase expected

WACKER SILICONES

Growth 3 per cent above worldwide GDP
Currency impact of US Dollar

WACKER POLYMERS

Including organic growth and VAE acquisition –
Sales around €900 million

WACKER POLYSILICON

Sales target of €800 million
EBITDA margin at 50 percent

SILTRONIC

Maintain number three position in the market for
semi wafers; opportunistic sales of solar ingots

WACKER: ISSUER, CONTACT AND ADDITIONAL INFORMATION

ISSUER AND CONTACT

Wacker Chemie AG

Hanns-Seidel-Platz 4
D-81737 Munich

Investor Relations
Mr. Joerg Hoffmann

Tel. +49 89 6279 1633
Fax +49 89 6279 2933

joerg.hoffmann@wacker.com
www.wacker.com

FINANCIAL CALENDER

Nov. 4, 2008 3rd Quarter 2008

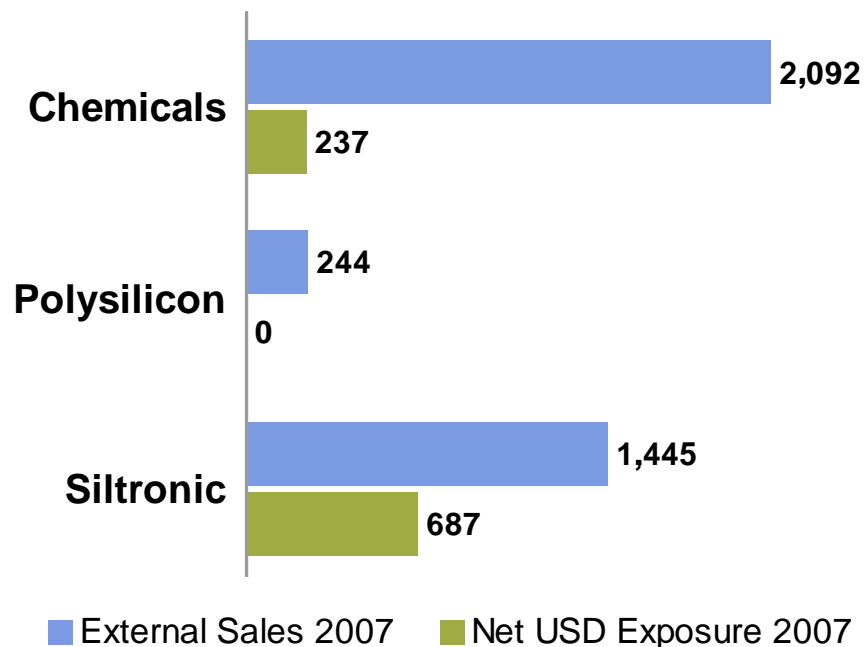
ADDITIONAL INFORMATION

ISIN:	DE000WCH8881
WKN:	WCH888
Deutsche Börse:	WCH
Ticker Bloomberg:	CHM/WCK.GR
Ticker Reuters:	CHE/WCHG.DE
Listing:	Frankfurt Stock Exchange Prime Standard



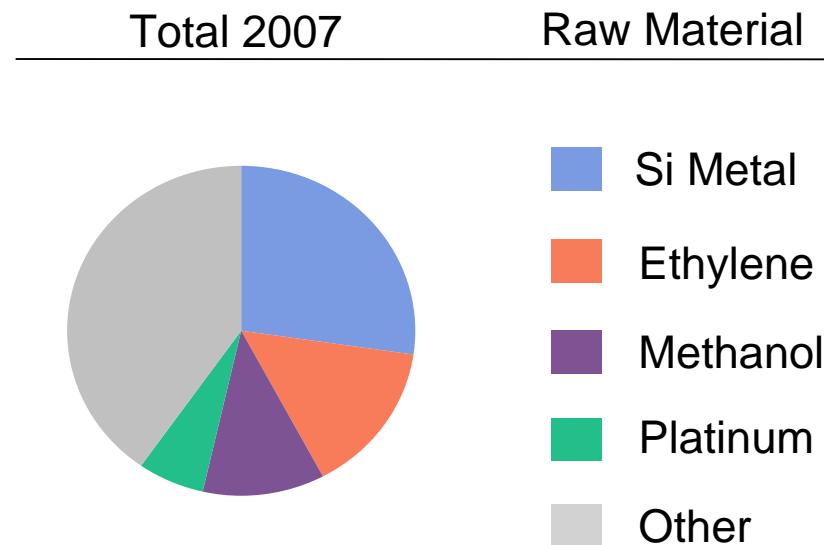
WACKER: STATISTICS - FX AND RAW MATERIALS COSTS

External sales and net USD exposure 2007 (€m)



2007: 1 ct change in USD/Euro ratio has an impact of €7m on EBITDA unhedged.

WACKER Chemical Divisions
Major Raw Materials (€m)



Costs of 4 top raw materials 17% of chemicals sales