

The Wacker logo is presented in a white, rounded rectangular box with a thin black border. The word "WACKER" is written in a bold, black, sans-serif font, centered within the box. The background of the slide features a dynamic, abstract pattern of overlapping, translucent red and white diagonal stripes that create a sense of movement and depth.

WACKER

POSITIONED FOR GROWTH

DEUTSCHE BANK GERMAN & AUSTRIAN CORPORATE CONFERENCE

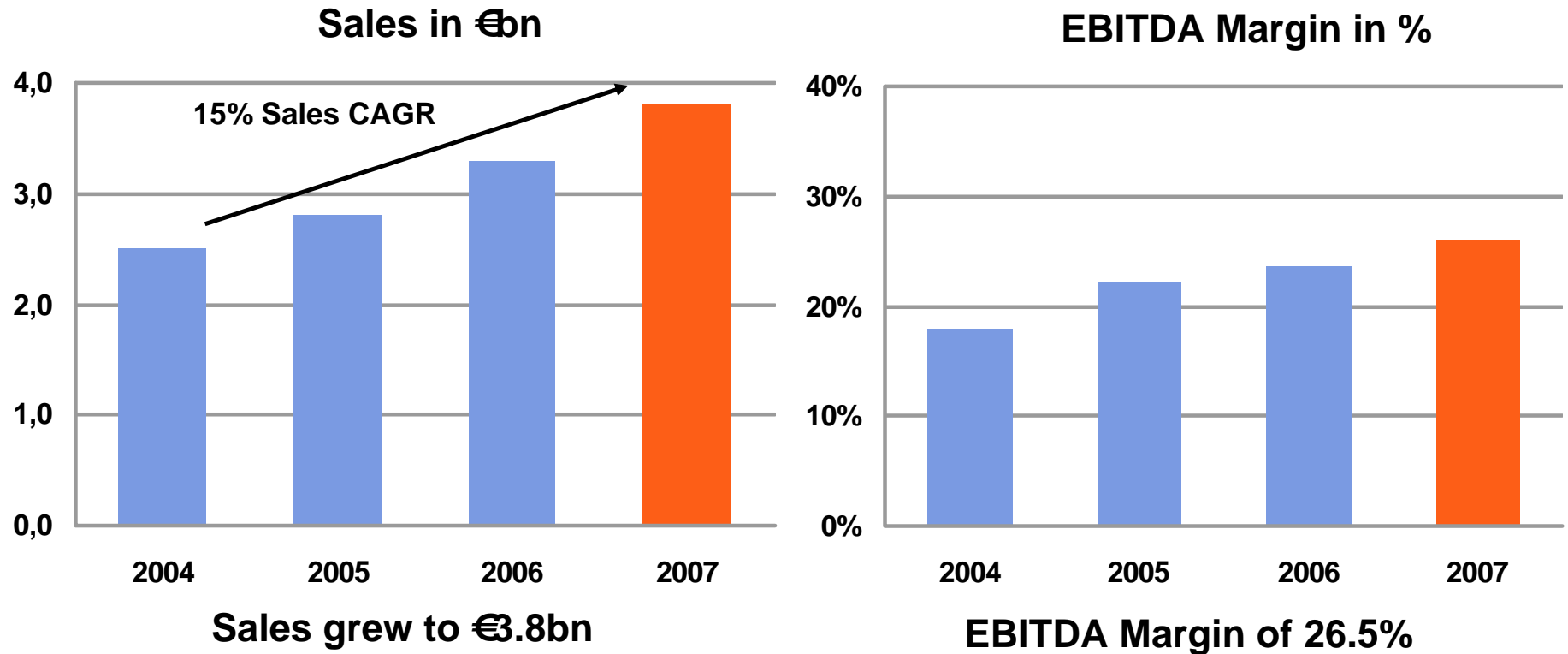
Dr. Rudolf Staudigl, CEO
Frankfurt, June 2008

CREATING TOMORROW'S SOLUTIONS

DISCLAIMER

The information contained in this presentation is for background purposes only and is subject to amendment, revision and updating. Certain statements contained in this presentation may be statements of future expectations and other forward-looking statements that are based on management's current views and assumptions and involve known and unknown risks and uncertainties. In addition to statements which are forward-looking by reason of context, including without limitation, statements referring to risk limitations, operational profitability, financial strength, performance targets, profitable growth opportunities, and risk adequate pricing, as well as the words "may, will, should, expects, plans, intends, anticipates, believes, estimates, predicts, or continue", "potential, future, or further", and similar expressions identify forward-looking statements. By their nature, forward-looking statements involve a number of risks, uncertainties and assumptions which could cause actual results or events to differ materially from those expressed or implied by the forward-looking statements. These include, among other factors, changing business or other market conditions and the prospects for growth anticipated by Wacker Chemie AG's management. These and other factors could adversely affect the outcome and financial effects of the plans and events described herein. Statements contained in this presentation regarding past trends or activities should not be taken as a representation that such trends or activities will continue in the future. Wacker Chemie AG does not undertake any obligation to update or revise any statements contained in this presentation, whether as a result of new information, future events or otherwise. In particular, you should not place undue reliance on forward-looking statements, which speak only as of the date of this presentation.

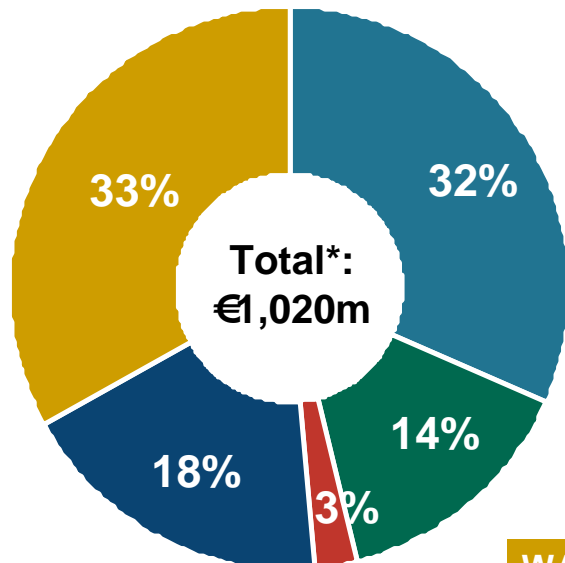
STRONG PERFORMANCE IN 2007 – CONFIDENT OUTLOOK FOR 2008



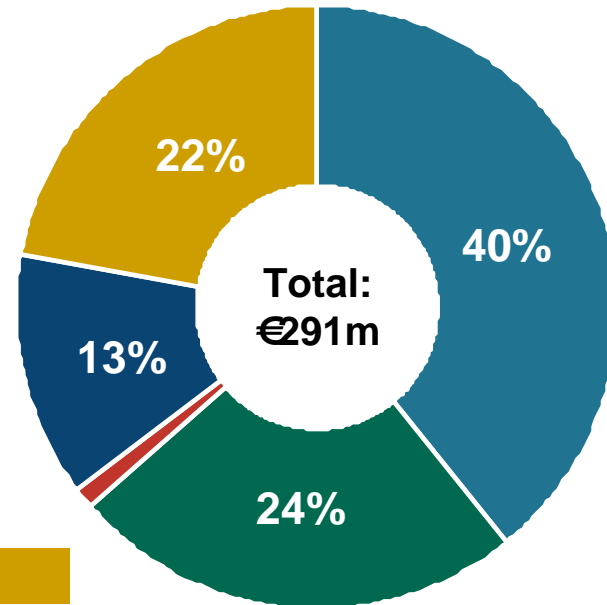
Guidance 2008: Sales clearly above 10%, further growth in EBITDA!

WELL BALANCED PORTFOLIO AND VERY ATTRACTIVE EBITDA PERFORMANCE

Q1 2008 Sales (€m)

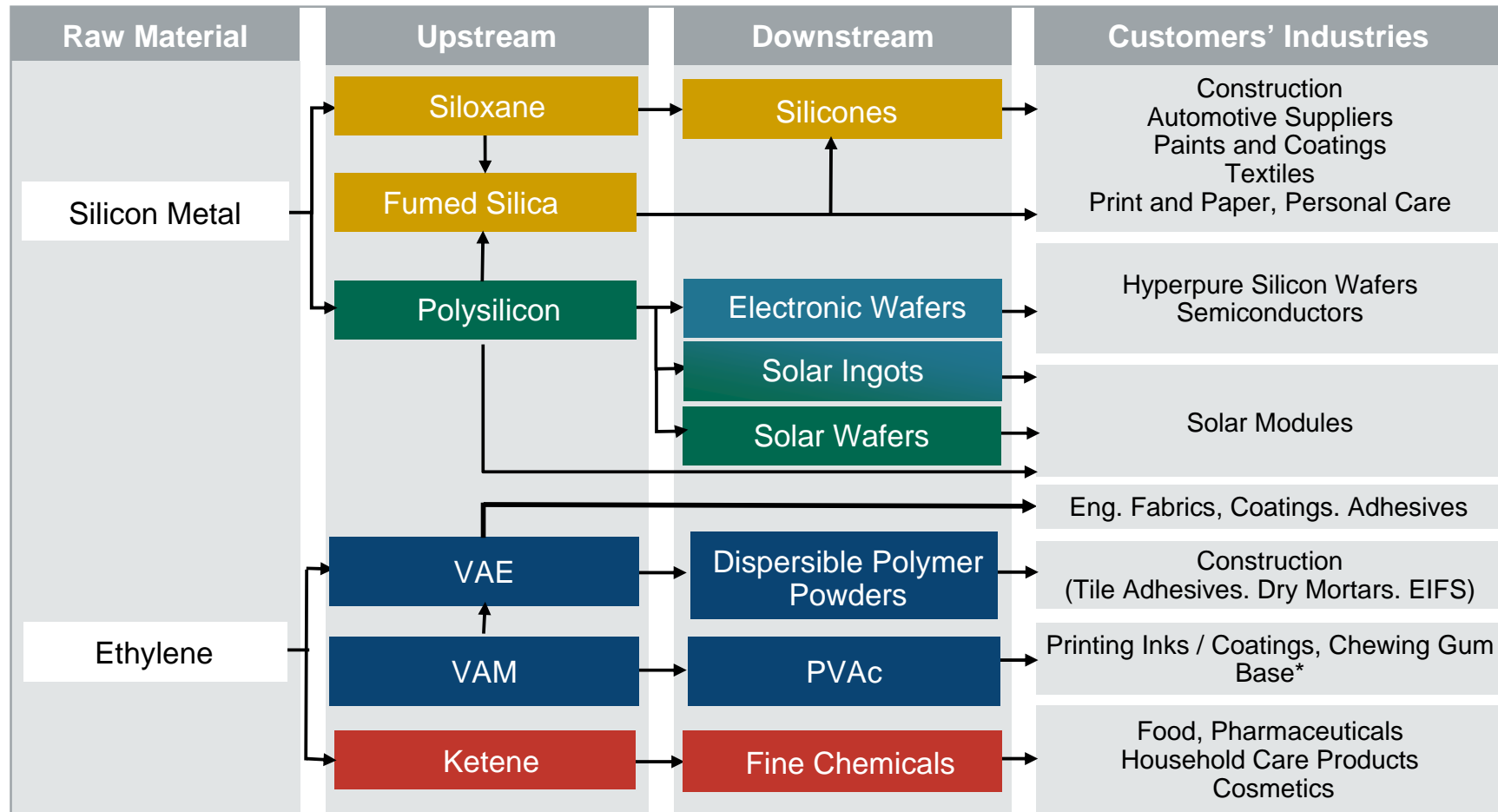


Q1 2008 EBITDA (€m)



*Sales split of business divisions incl. internal sales

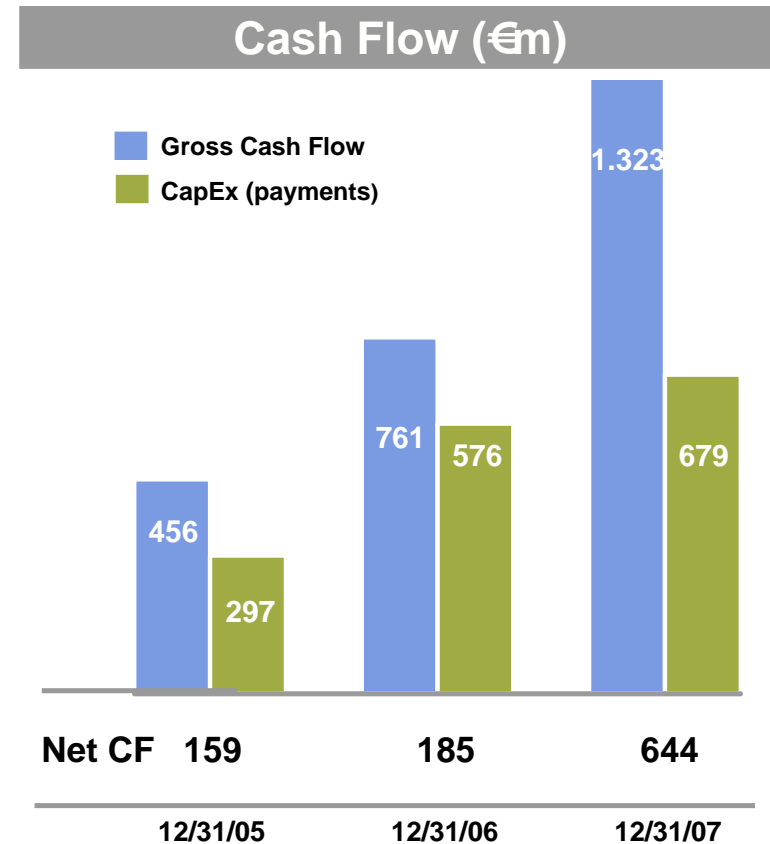
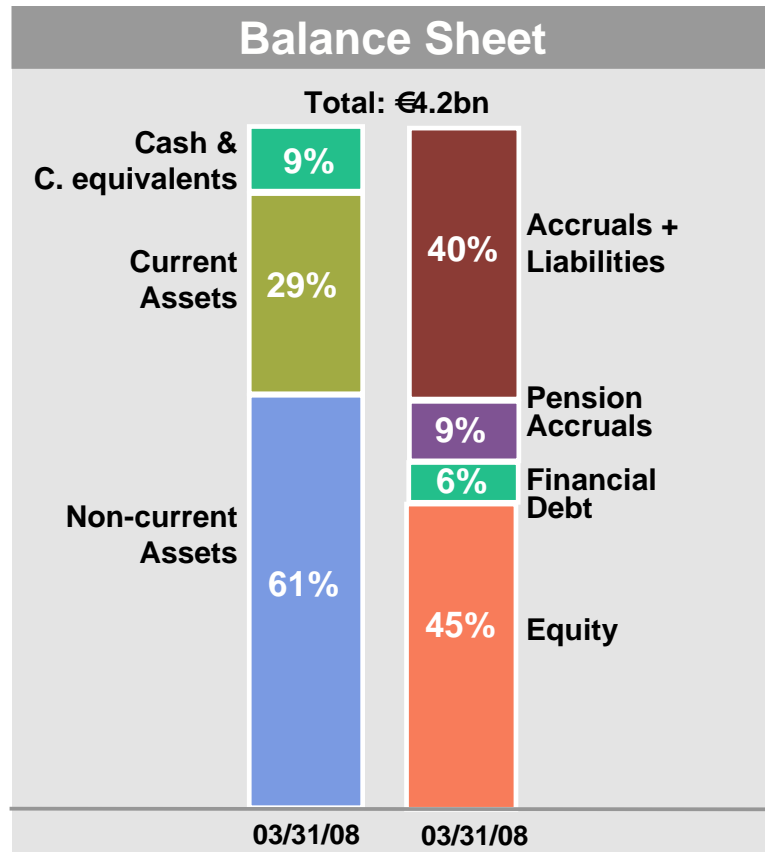
WACKER: HIGHLY INTEGRATED OPERATIONS BASED ON TWO KEY RAW MATERIALS



VAM = Vinyl acetate monomer. PVAc = Polyvinyl acetate. PVB = Polyvinyl butyral

* Responsibility for sales with Fine Chemicals

WACKER: SOLID FINANCIAL FOUNDATION FOR GROWTH



2008 CapEx: Expecting 1 billion Euros

GLOBAL MEGATRENDS DRIVE OUR GROWTH



We will grow faster than the market.

SILTRONIC: SUSTAINABLE PERFORMANCE IN A CHALLENGING ENVIRONMENT

Challenges

- Meet growing 300 mm demand
- Price pressure on 200 mm and 300 mm
- Foreign exchange impact

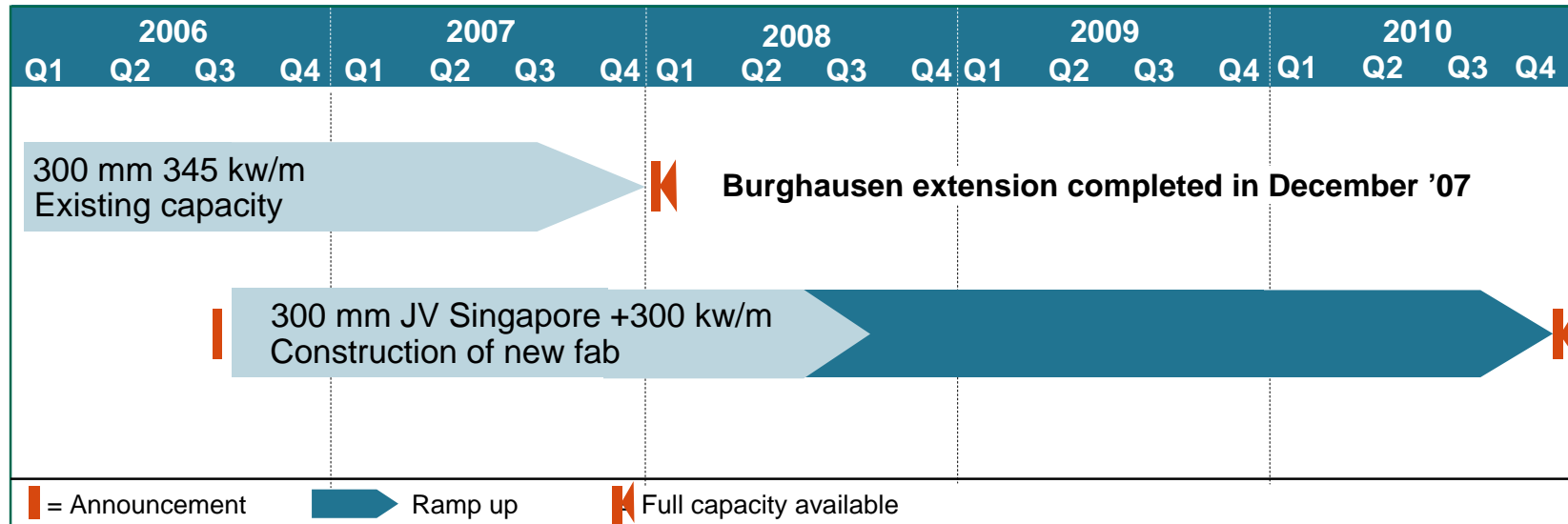


Answers

- Invest in capacity and capability
- Focus on Asia
- Partner with technology leaders and follow them into high growth regions
- State-of-the-art quality
- Focus on productivity and cost management
- Ingot sales
- Financial and natural hedging strategy



SILTRONIC: NEW 300 MM FAB OPENING ON JUNE 19TH, 2008



Construction Progress of Siltronic Samsung Wafer Pte. Ltd.



August 2006
Preparing the ground



May 2007
Raising the shell



July 2007
Clean room set up



January 2008
Fab completed


POLYSILICON: HIGH QUALITY, LOW COST AND ENGINEERING PERFECTION IS KEY

Challenges

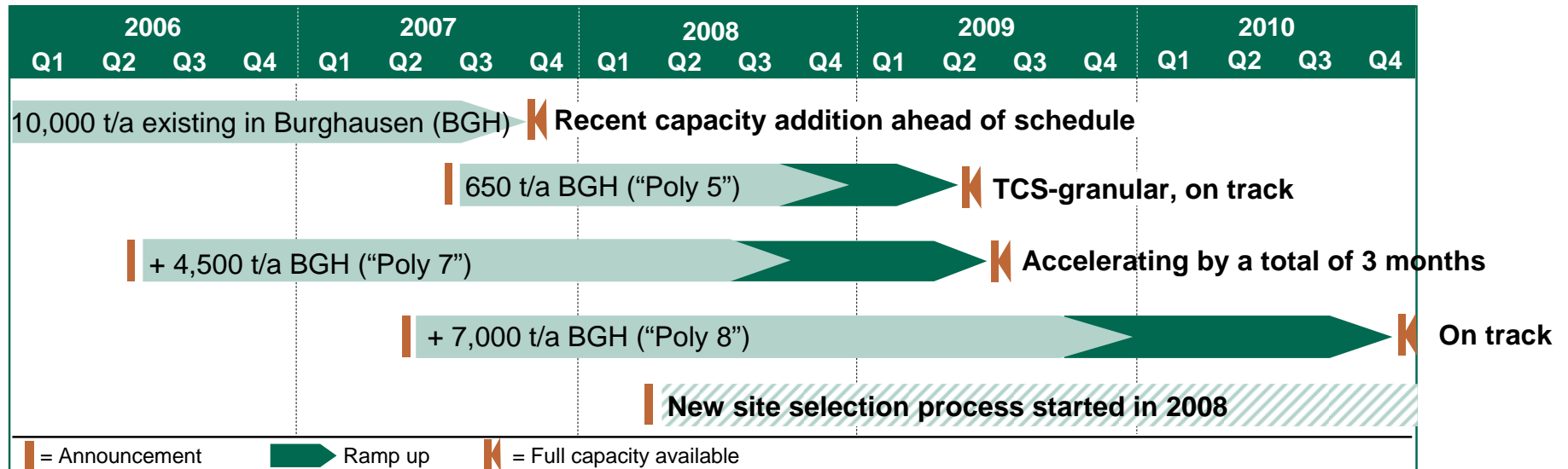
- Upgraded mg-Si
- Subsidized renewable energy markets
- Massive market growth

Answers

- Highest quality material
- Investments in new technology and capacity
- Cost leadership
- Long-term contracts with pre-payments
- Fast ramp with strong engineering capability



POLYSILICON: ACCELERATING CAPACITY EXPANSIONS SUPPORT OUR CUSTOMERS' GROWTH



Construction Progress "Poly 7"



November 2006
Preparing the location



March 2007
Laying the foundations



October 2007
New reactor hall



April 2008
New distillation system

WACKER SILICONES: INFRASTRUCTURE AND IMPROVED CONSUMER LIFESTYLE DRIVE GROWTH

Challenges

- Rising raw material costs
- Slowing consumer spending
- Competitive Chinese market

Answers

- Price increases
- Focus on high-value added materials
- Secure raw material supply
- Increase productivity
- Benefiting from increasing consumer spending in EM*
- World class siloxane production in Zhangjiagang
- Investment in state-of-the-art upstream



* Emerging Markets

WACKER POLYMERS: GROWTH DESPITE CONSTRUCTION CYCLE

Challenges

- Construction cycle
- US housing markets
- Rising raw material costs

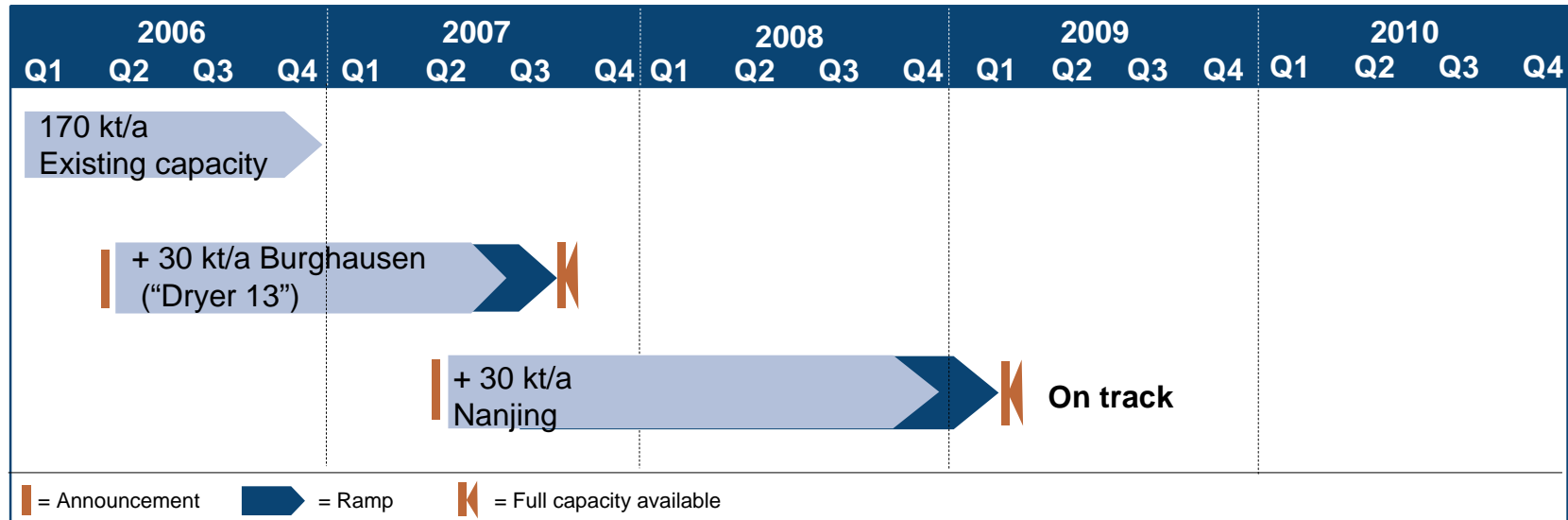
Answers

- Strong focus on regional growth markets (EM*)
- Support resource saving with WACKER products
- Home improvement market
- Backwards integration with VAE acquisition supports DPP expansion
- Price increases



* Emerging Markets

PRODUCTION OF VAE AND POWDER IN CHINA AS NEXT STEP



Construction Progress Dispersible Powder Dryer Burghausen



December 2006
Plant construction



February 2007
Lifting in storage silos

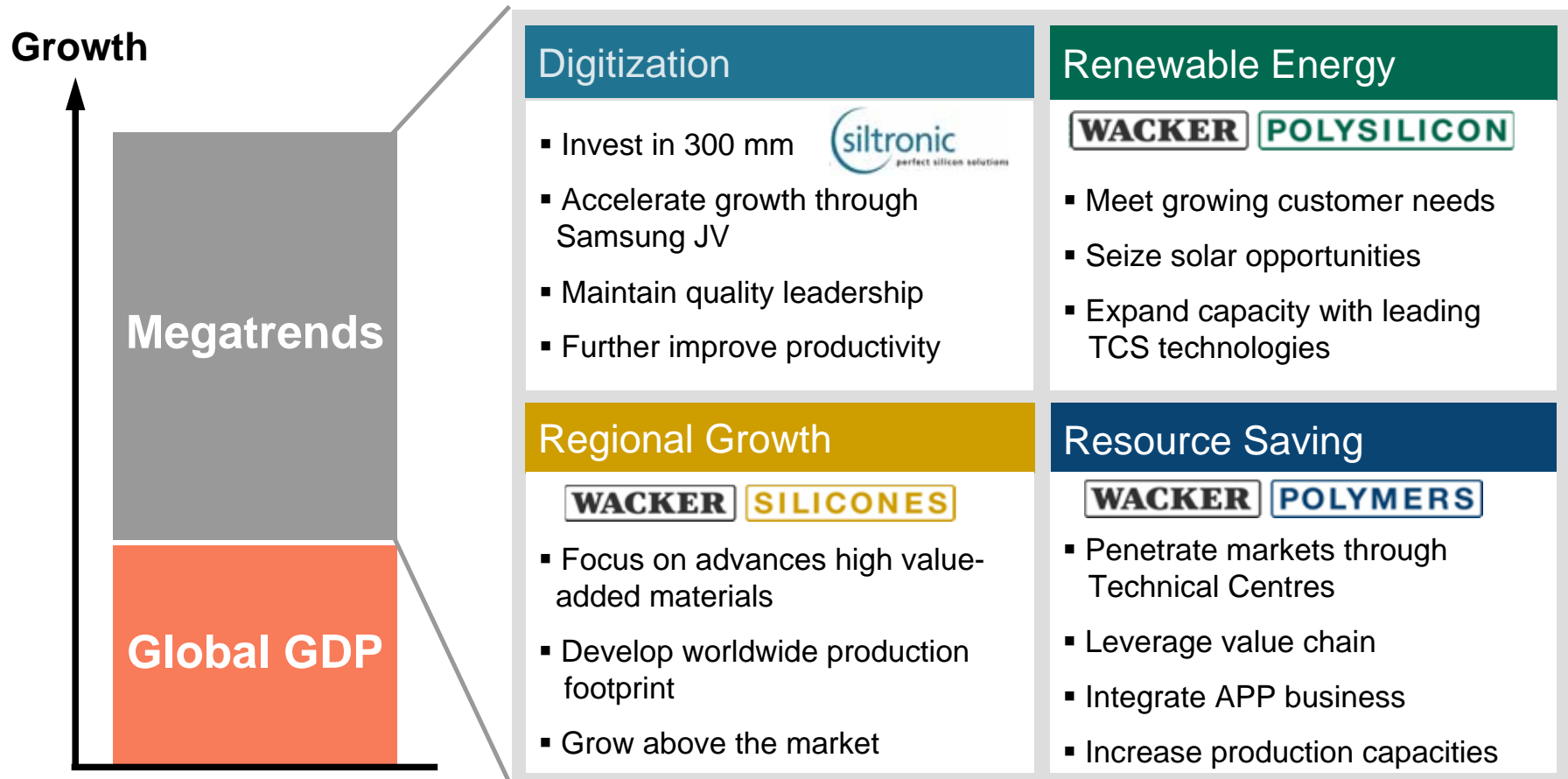


April 2007
All equipment in place



August 2007
Start up production

WACKER STRATEGY: GLOBAL MEGATRENDS SUPPORT OUR GROWTH



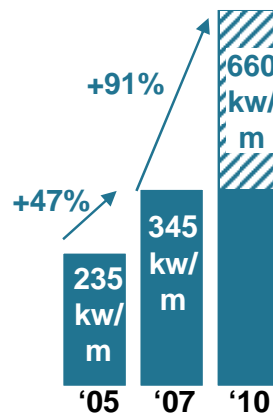
We will grow faster than GDP.

WACKER CHEMIE: FUELING GROWTH THROUGH CAPACITY EXPANSIONS

SILTRONIC

300 mm Wafer Capacity Expansion

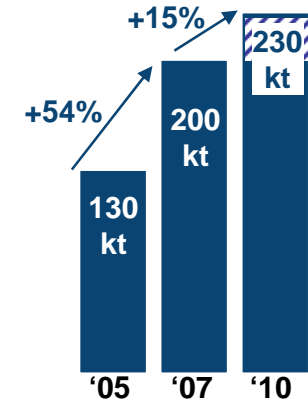
- Debottlenecking German fabs
- JV Samsung on plan



POLYMERS

Polymer Powders expansion

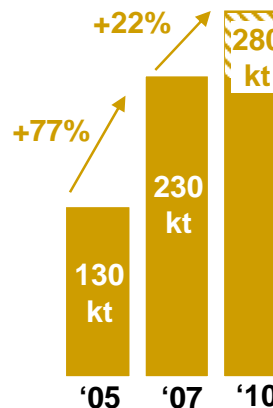
- In 2009: New site in Nanjing, China, +30kt, VAE
- New Technical Center in India



SILICONES

Siloxane Capacity Expansion

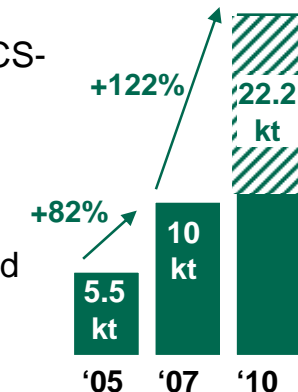
- Existing in 2007: Burghausen 110kt, Nuenchritz 120kt
- In 2010: Zhangjiagang, China (via JV) + 50kt



POLYSILICON

Polysilicon expansion

- Mid 2009: +4,500 t/a, +650 t/a TCS-granular
- Year End 2010: +7,000 t/a
- New site selection process started



WACKER: ISSUER, CONTACT AND ADDITIONAL INFORMATION

ISSUER AND CONTACT

Wacker Chemie AG

Hanns-Seidel-Platz 4
D-81737 Munich

Investor Relations
Mr. Joerg Hoffmann

Tel. +49 89 6279 1633
Fax +49 89 6279 2933

joerg.hoffmann@wacker.com
www.wacker.com

FINANCIAL CALENDER

June 12, 2008 Capital Market Day, London
July 31, 2008 2nd Quarter 2008
Nov. 4, 2008 3rd Quarter 2008

ADDITIONAL INFORMATION

ISIN: DE000WCH8881
WKN: WCH888
Deutsche Börse: WCH
Ticker Bloomberg: CHM/WCK.GR
Ticker Reuters: CHE/WCHG.DE
Listing: Frankfurt Stock
Exchange
Prime Standard



The Wacker logo is presented in a white, rounded rectangular box with a thin black border. The word "WACKER" is written in a bold, black, sans-serif font, centered within the box. The background of the slide features a dynamic, abstract pattern of overlapping, translucent red and white diagonal stripes that create a sense of movement and depth.

WACKER

POSITIONED FOR GROWTH

DEUTSCHE BANK GERMAN & AUSTRIAN CORPORATE CONFERENCE

Dr. Rudolf Staudigl, CEO
Frankfurt, June 2008

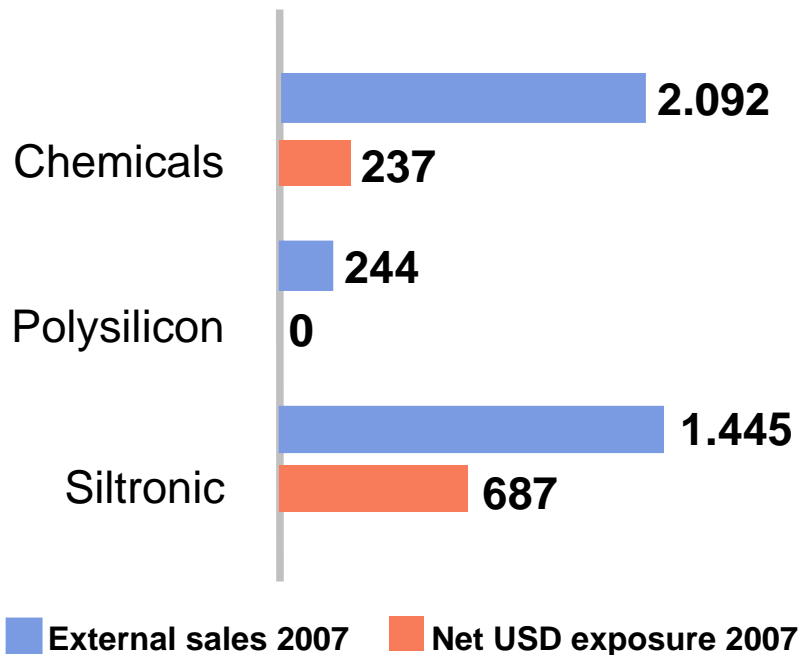
CREATING TOMORROW'S SOLUTIONS

PRICING: THREE PRICING MODELS IN CHEMICALS

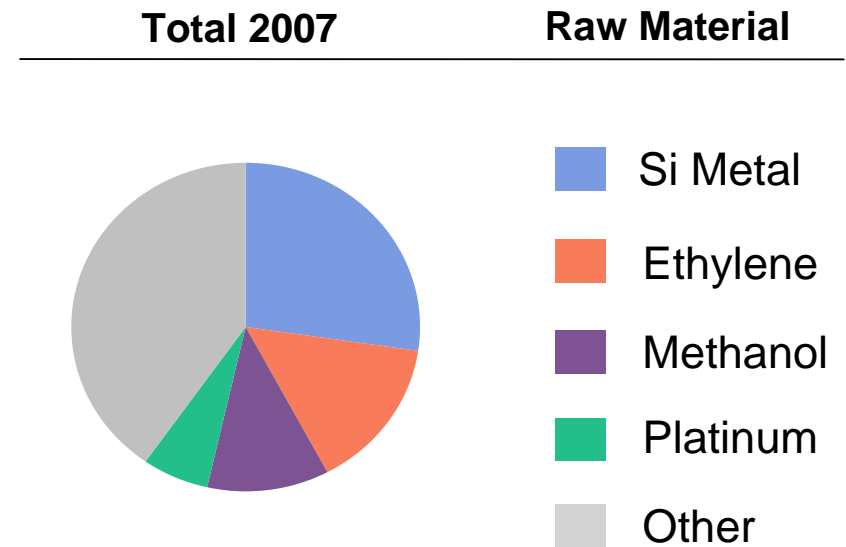
	Commodity Pricing Model	Value Add Pricing Model	Formula Pricing Model
	SILICONES	SILICONES	SILICONES
	POLYMERS	POLYMERS	
Price Adjustments	Frequently during the year	Often on a yearly date	Regularly/Ongoing
Delay in passing through	Relatively low	Up to 12 months	Relatively low
Product type	Typically high content of raw material and less value added	Special Material; Design driven by customer specification	Customer specific grades; e.g. paper products

WACKER: STATISTICS - FX AND RAW MATERIALS COSTS

External sales and net USD exposure 2007 (€m)



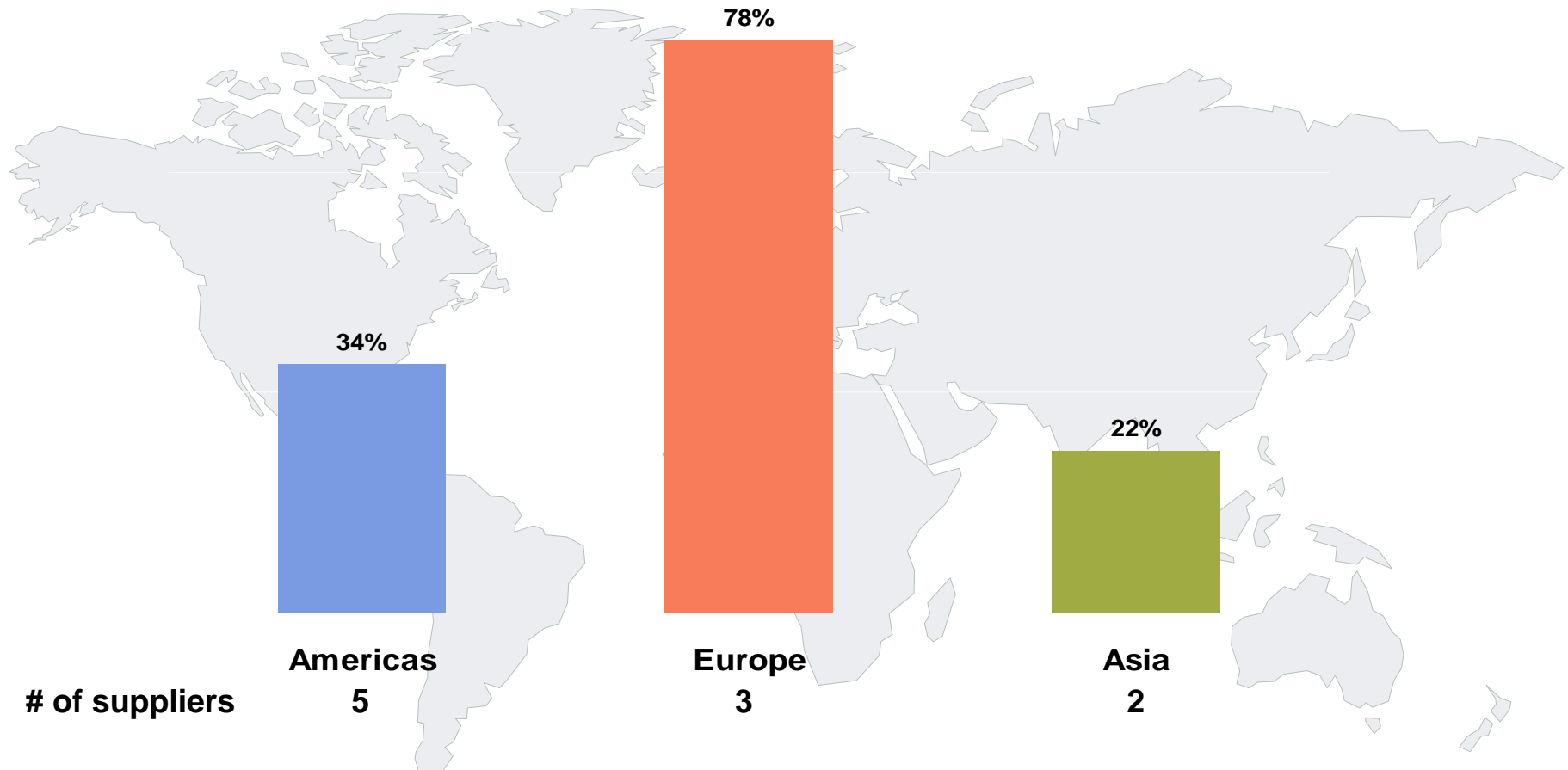
Wacker Chemical divisions Major Raw Materials (€m)



2007: 1 ct change in USD/Euro ratio has an impact of €7m on EBITDA unhedged.

Costs of 4 top raw materials 17% of chemicals sales

SILICON METAL SUPPLY SECURED



Diversified supplier base - Strong contract portfolio