



WACKER – Accelerating Proven Successes

Wacker Chemie AG

March 2023

Disclaimer

The information contained in this presentation is for background purposes only and is subject to amendment, revision, and updating. Certain statements and information contained in this presentation may relate to future expectations and other forward-looking statements that are based on management's current views and assumptions and involve known and unknown risks and uncertainties. In addition to statements that are forward-looking because of context, including without limitation, statements referring to risk limitations, operational profitability, financial strength, performance targets, profitable growth opportunities, and risk adequate pricing, other words such as "may, will, should, expects, plans, intends, anticipates, believes, estimates, predicts, or continue," "potential, future, or further," and similar expressions identify forward-looking statements. By their nature, forward-looking statements involve several risks, uncertainties, and assumptions that could cause actual results or events to differ materially from those expressed or implied by the forward-looking statements. These include, among other factors, changing business or other market conditions and the prospects for growth anticipated by the Company's management. These and other factors could adversely affect the outcome and financial effects of the plans and events described herein. Statements contained in this presentation regarding past trends or activities should not be taken as a representation that such trends or activities will continue in the future. The Company does not undertake any obligation to update or revise any statements in this presentation, whether as a result of new information, future events, or otherwise. In particular, you should not place undue reliance on forward-looking statements, which speak only as of the date of this presentation.



Frontpage:

2023 EUROPEAN COATINGS SHOW - New dispersions from WACKER help hydrophobic waterproofing membranes do a better job of bridging cracks. Crack-bridging test according to EN 14891.

WACKER: At a Glance

Facts & Figures

€8.21bn
Sales in 2022

15,725
Employees

€2.09bn
EBITDA in 2022

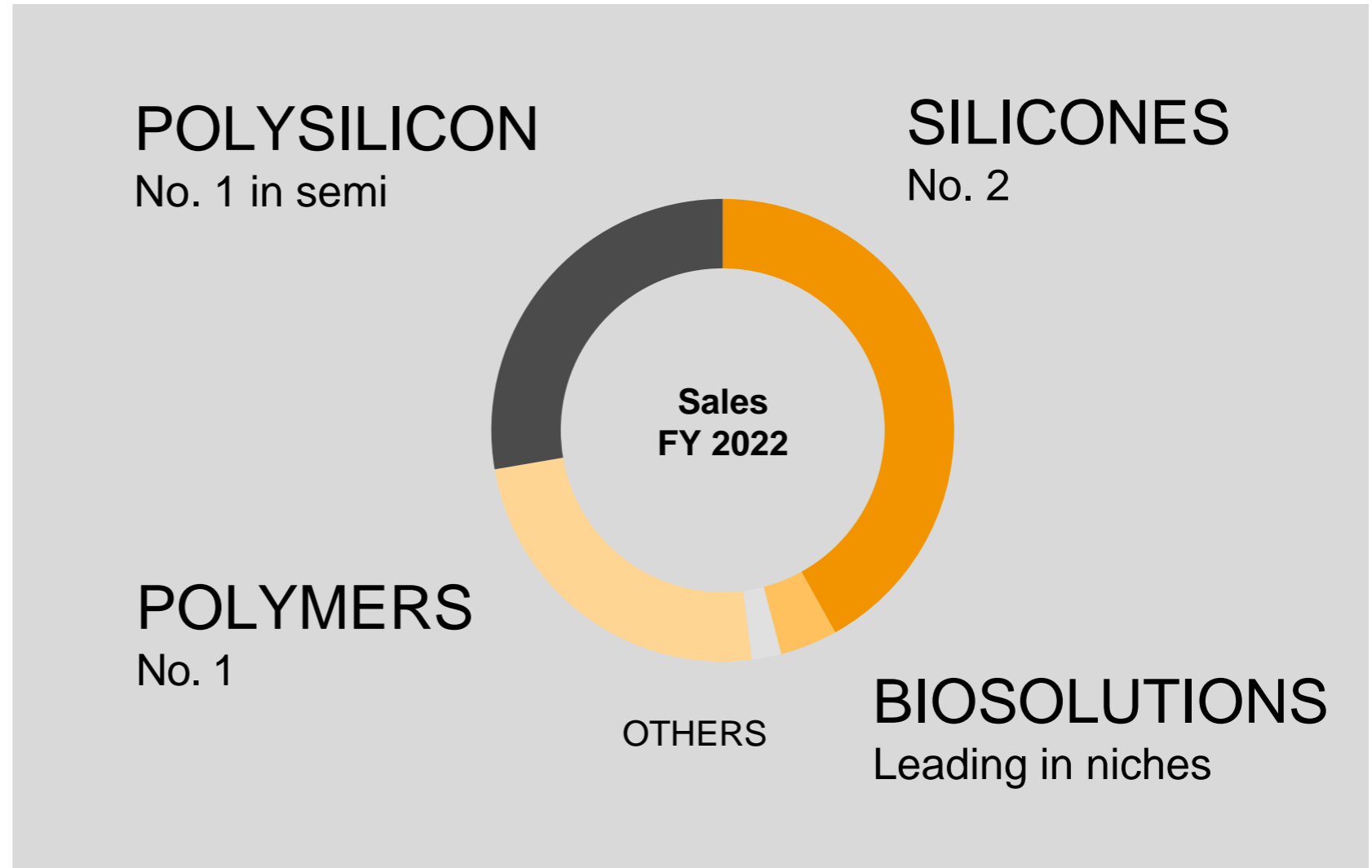
27
Production Sites

25.4%
EBITDA margin
in 2022

26
Technical Centers

4 Business
Segments

45 Scientific
collaborations



A New Phase with New Group Targets for 2030



Faster Growth, Bolder Moves, High Profitability

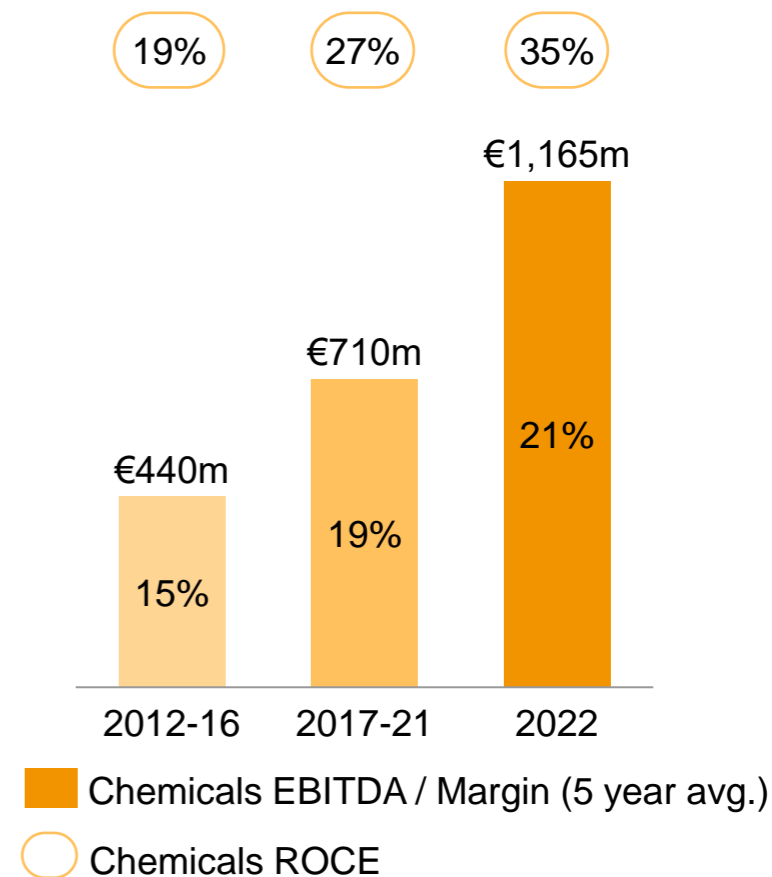
- ▶ SALES: >€10bn
- ▶ EBITDA Margin: >20%
- ▶ VOLUME/MIX CAGR: 1.5 – 2x historic
- ▶ ROCE: 2x Cost of Capital



Strategic Growth Projects

- ▶ SILICONES: Specialties
- ▶ POLYMERS: Tandems (VAE+DPP)
- ▶ BIOSOLUTIONS: Biologics
- ▶ POLYSILICON: Semi

Chemicals Financial KPIs



Ambitious Sustainability Targets for 2030



Value Up

100% Products meet sustainability criteria



Footprint Down

50% Reduction in absolute GHG¹ emissions (vs. 2020)

15% Reduction in specific water withdrawal (vs. 2020)

15% Reduction in specific energy consumption (vs. 2020)

0 Accidents



Collaboration Beyond

100% Key suppliers meet sustainability standards

25% Reduction in absolute upstream GHG emissions (vs. 2020)

Extend World-class “Verbund” sites and circular economy



Clear Commitment to 1.5°C Paris Agreement



1) GHG = Greenhouse gas

SILICONES: At a Glance



The Fully Integrated Specialty Supplier

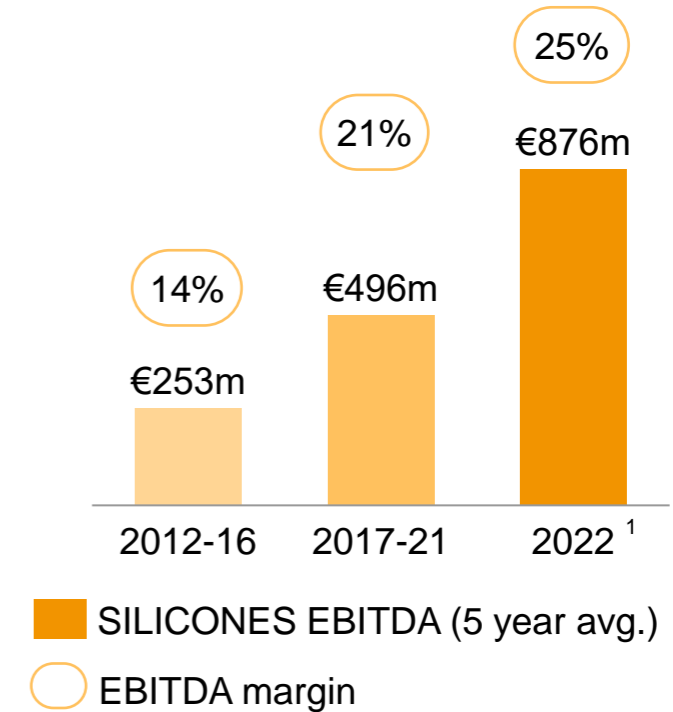
- ▶ Customer's first choice for innovative and customized solutions in all regions
- ▶ Benchmark production and service close to customers



Sustainability Pull For Specialty Solutions

- ▶ Silicones with unmatched performance & versatility
- ▶ Smart Construction, E-mobility, Renewable Energy, Sustainable Raw Materials

Financial Performance



1) 2022e EBITDA includes €70m from the revaluation of an at equity JV participation in China

POLYMERS: At a Glance



VAE/DPP¹ Capacity Leader with World Class Tandems

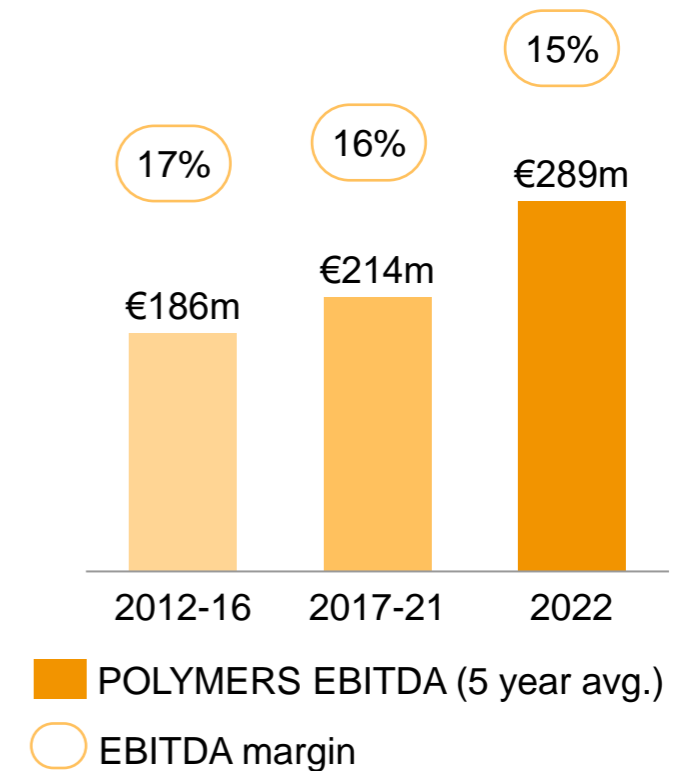
- ▶ Customized service to key accounts and local champions in the regions
- ▶ Addressing individual market requirements
- ▶ Innovation and in-depth formulating expertise



Pull from Sustainability and Smart Construction

- ▶ Performance-based substitution in construction and binder markets
- ▶ Lead transformation to high construction standards
- ▶ Sustainability driven “plastic to paper” trend

Financial Performance



1) DPP = Dispersible Polymer Powders VAE= Vinyl acetate-ethylene

BIOSOLUTIONS: At a Glance



Fast Growing Biotechnology Business

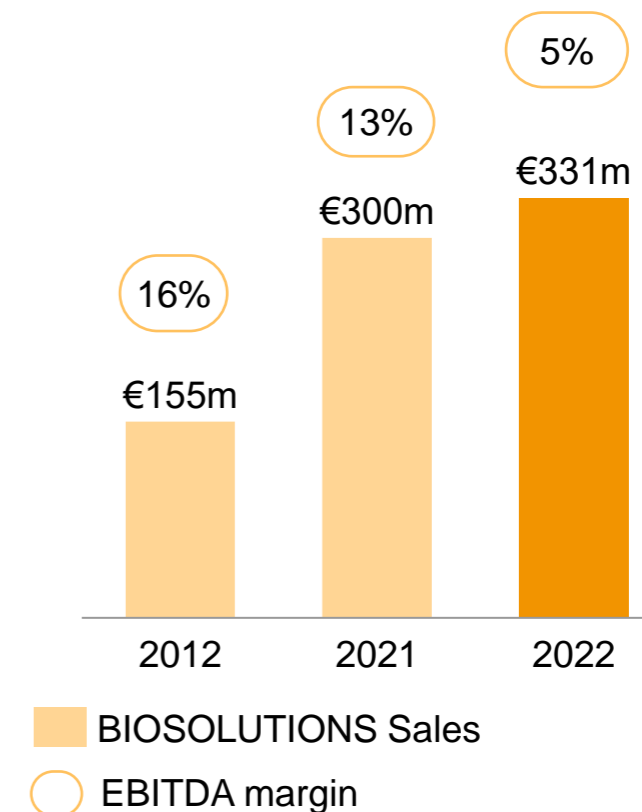
- ▶ Leading microbial manufacturing technologies
- ▶ Jump-started into advanced medicines (mRNA, pDNA)
- ▶ Successfully acquired and integrated 4 biotech sites



Pull from Advanced Medicine and Clean Food

- ▶ CDMO outsourcing trend with high potential
- ▶ Consumer focus on health and well being trend

Financial Performance



POLYSILICON: At a Glance



Leadership in High End Applications Established

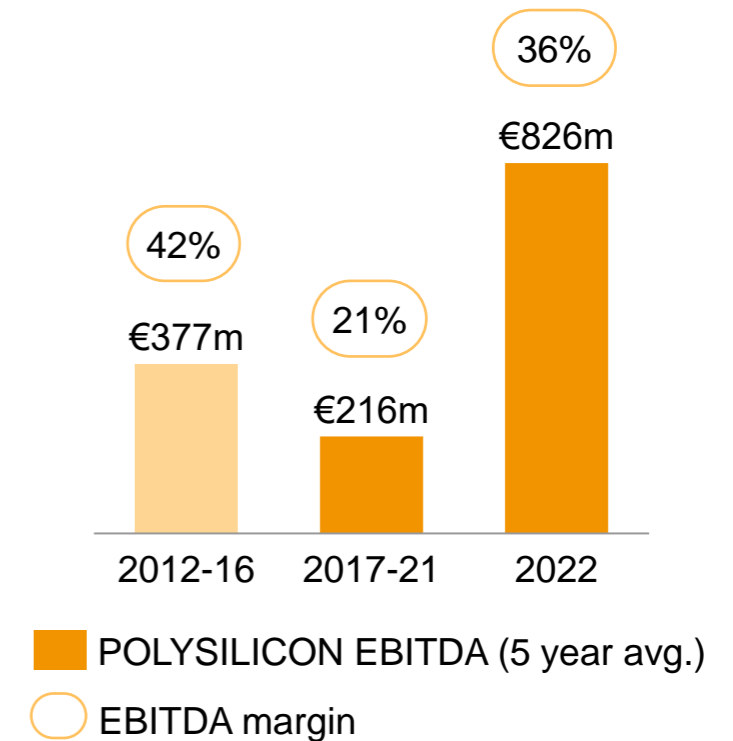
- ▶ #1 Position in Semi – doubled volumes sold in past 5 years
- ▶ Market leader for high-end n-type solar
- ▶ Strong long-standing cooperation with customers



Pull from Rapidly Growing Semi and Solar Markets

- ▶ Strong growing chip demand
- ▶ High efficiency modules require high quality polysilicon
- ▶ Best-in-class sustainability

Financial Performance



Guidance FY 2023

In €m	FY 2022	Outlook 2023
Sales	8,209	€7,000 – 7,500m
EBITDA	2,081	€1,100 – 1,400m
EBITDA margin (%)	25.4	Substantially lower than last year
Net cash flow	439	Positive, substantially lower than last year
CapEx	547	Around €650m
Net financial Assets	409	Low net financial debt
Net Income	1,282	Markedly lower than last year
Depreciation	402	Around €450m
ROCE (%)	34.7%	Higher than cost of capital, substantially lower than last year
Tax Rate (%)	20.7%	Around 20%

WACKER: Issuer, Contact and Additional Information

Issuer and Contact

INVESTOR RELATIONS CONTACTS

Joerg Hoffmann, CFA

Tel. +49 89 6279 1633 | joerg.hoffmann@wacker.com

Scott McCollister

Tel. +49 89 6279 1560 | scott.mccollister@wacker.com

Wacker Chemie AG

Hanns-Seidel-Platz 4, D-81737 Munich

investor.relations@wacker.com

Additional Information




ISIN
WKN
Deutsche Börse

DE000WCH8881
WCH888
WCH


Financial Calendar

04/28/23	Q1 2023 Results
05/17/23	AGM
07/27/23	Q2 2023 Results
10/26/23	Q3 2023 Results

Publications



CUSTOMER
MAGAZINE



FACTBOOK



SUSTAINABILITY
REPORT



SQUARE
APP